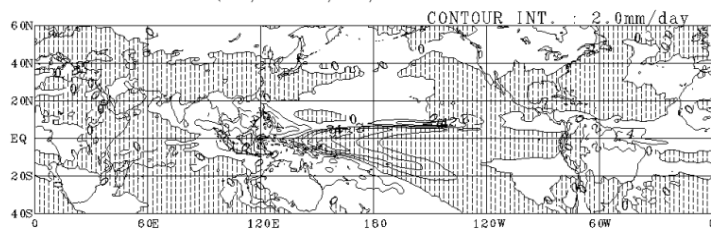
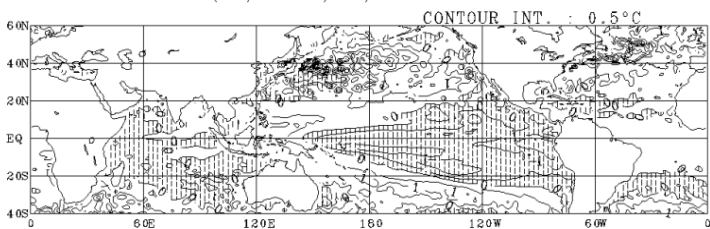


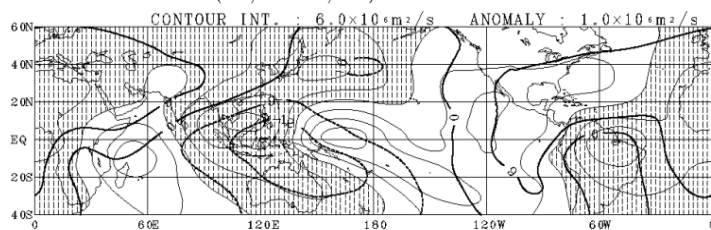
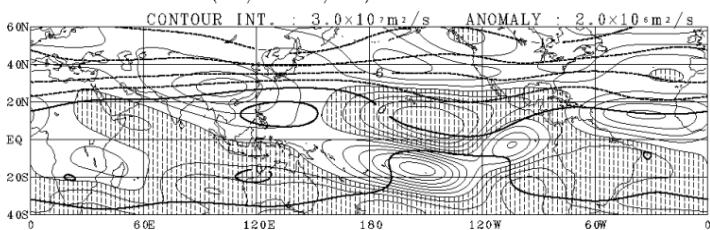
SST ANOMALY
3 MONTH MEAN (12/ 1- 2/28) N:51

PRECIPITATION ANOMALY
3 MONTH MEAN (12/ 1- 2/28) N:51

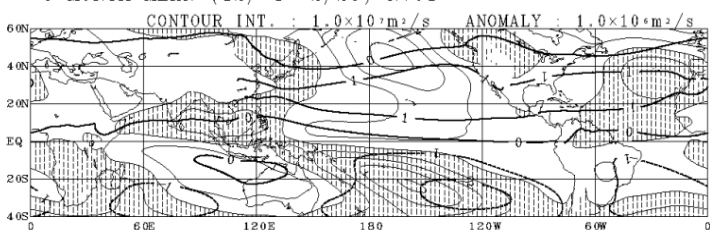


200hPa STREAM FUNCTION AND ANOMALY
3 MONTH MEAN (12/ 1- 2/28) N:51

200hPa VELOCITY POTENTIAL AND ANOMALY
3 MONTH MEAN (12/ 1- 2/28) N:51



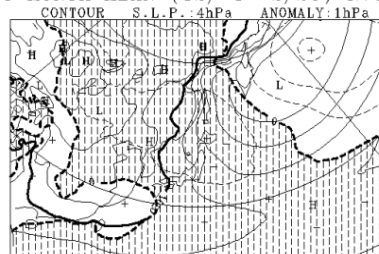
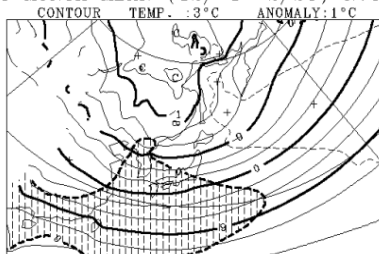
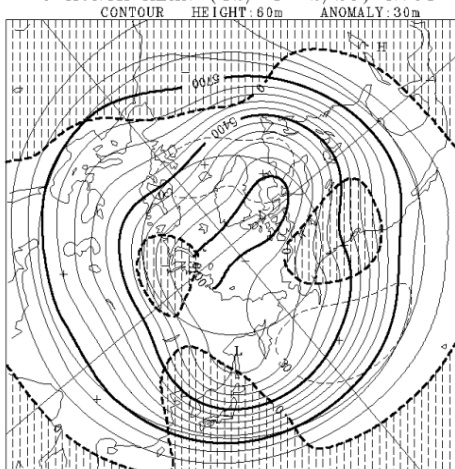
850hPa STREAM FUNCTION AND ANOMALY
3 MONTH MEAN (12/ 1- 2/28) N:51



500hPa HEIGHT AND ANOMALY
3 MONTH MEAN (12/ 1- 2/28) N:51

850hPa TEMPERATURE AND ANOMALY
3 MONTH MEAN (12/ 1- 2/28) N:51

S.L.P. AND ANOMALY
3 MONTH MEAN (12/ 1- 2/28) N:51



SST偏差 (赤道) CONTOUR INT.: 0.5°C

OHC偏差 (赤道) CONTOUR INT.: 0.5°C

東西風応力偏差 (赤道) CONTOUR INT.: 1.5x10^-2 N/m^2

