

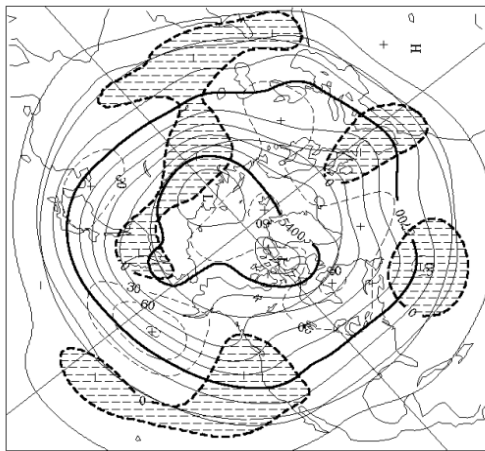
# 1か月予報資料 (2) 北半球予想図

初期値 : 2024. 4.24.12 UTC

28( 3-30)DAY MEAN ( 4/27- 5/24)

500hPa HEIGHT AND ANOMALY

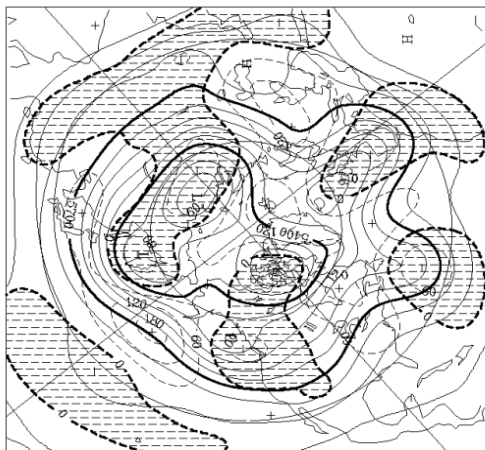
CONTOUR HEIGHT: 60m ANOMALY: 30m



7( 3- 9)DAY MEAN ( 4/27- 5/ 3)

500hPa HEIGHT AND ANOMALY

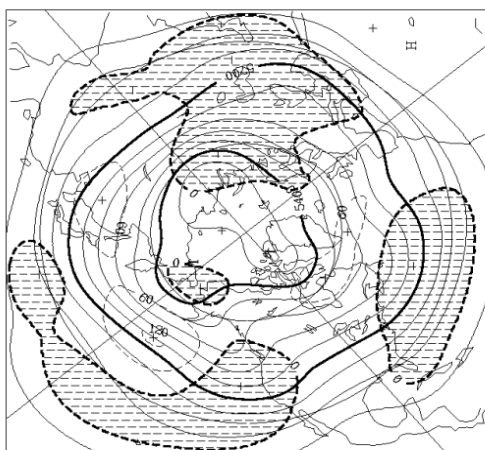
CONTOUR HEIGHT: 60m ANOMALY: 60m



7(10-16)DAY MEAN ( 5/ 4- 5/10)

500hPa HEIGHT AND ANOMALY

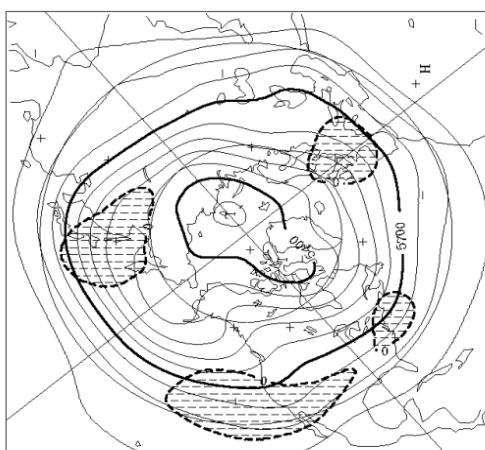
CONTOUR HEIGHT: 60m ANOMALY: 60m



14(17-30)DAY MEAN ( 5/11- 5/24)

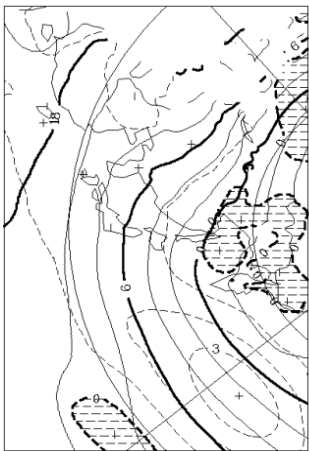
500hPa HEIGHT AND ANOMALY

CONTOUR HEIGHT: 60m ANOMALY: 60m



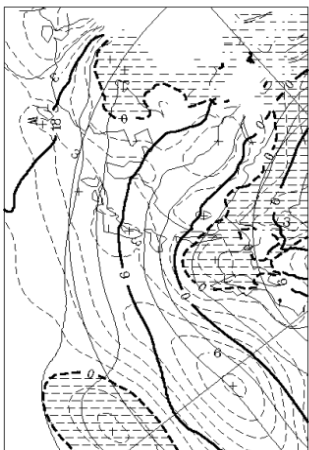
850hPa TEMPERATURE AND ANOMALY

CONTOUR TEMP.: 3°C ANOMALY: 1°C



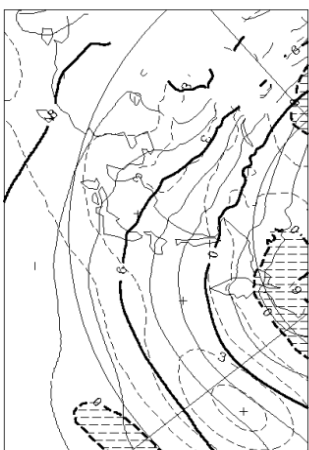
850hPa TEMPERATURE AND ANOMALY

CONTOUR TEMP.: 3°C ANOMALY: 1°C



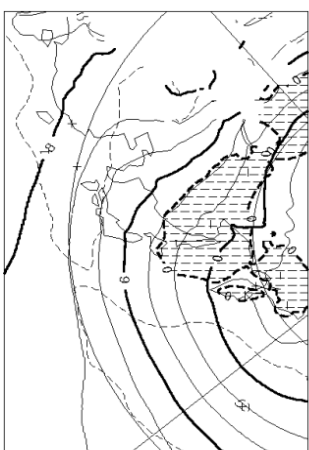
850hPa TEMPERATURE AND ANOMALY

CONTOUR TEMP.: 3°C ANOMALY: 1°C



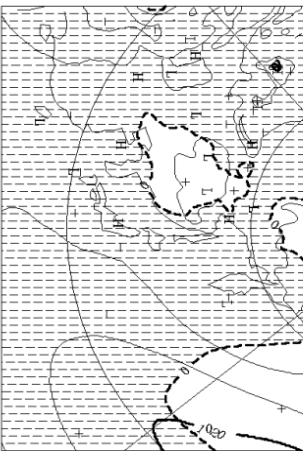
850hPa TEMPERATURE AND ANOMALY

CONTOUR TEMP.: 3°C ANOMALY: 1°C



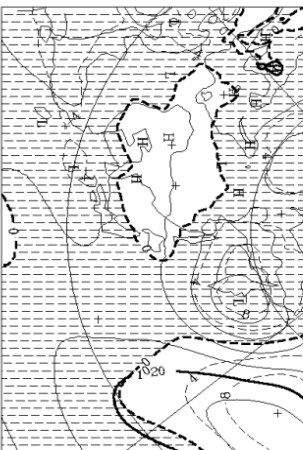
S.L.P. AND ANOMALY

CONTOUR S.L.P.: 4hPa ANOMALY: 4hPa



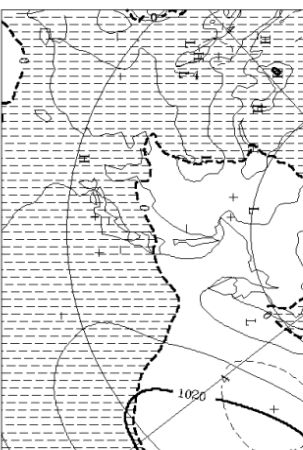
S.L.P. AND ANOMALY

CONTOUR S.L.P.: 4hPa ANOMALY: 4hPa



S.L.P. AND ANOMALY

CONTOUR S.L.P.: 4hPa ANOMALY: 4hPa



S.L.P. AND ANOMALY

CONTOUR S.L.P.: 4hPa ANOMALY: 4hPa

