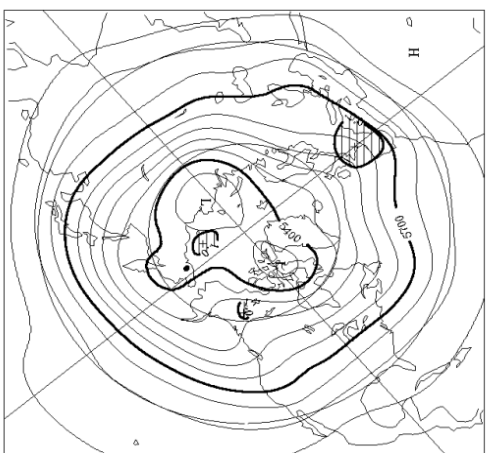


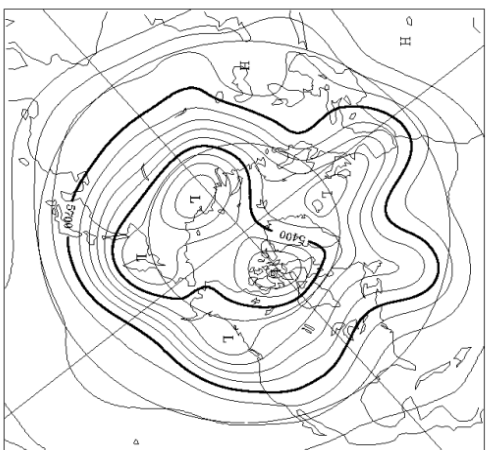
1か月予報資料(3) スプレッド・高偏差確率

初期値：2024.4.24.12 UTC

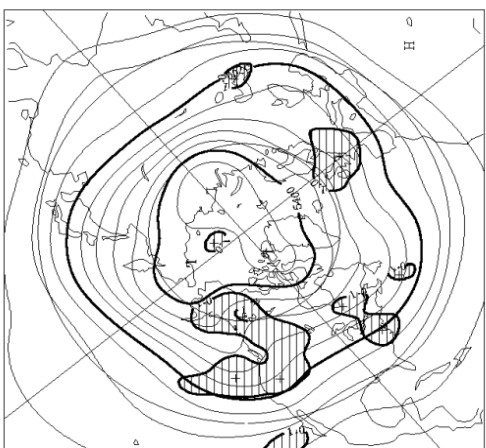
28(3-30)DAY MEAN (4/27-5/24)
500hPa SPREAD AND HEIGHT
CONTOUR HEIGHT: 60m SPREAD: 0.25



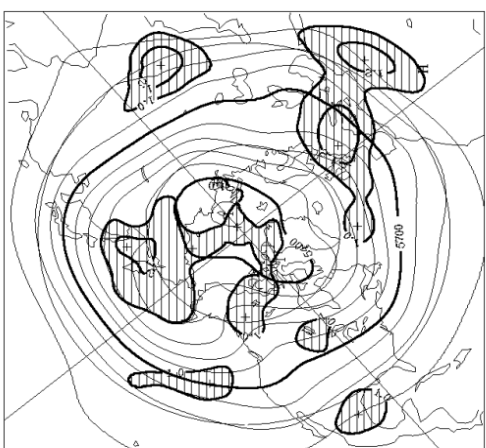
7(3-9)DAY MEAN (4/27-5/3)
500hPa SPREAD AND HEIGHT
CONTOUR HEIGHT: 60m SPREAD: 0.20



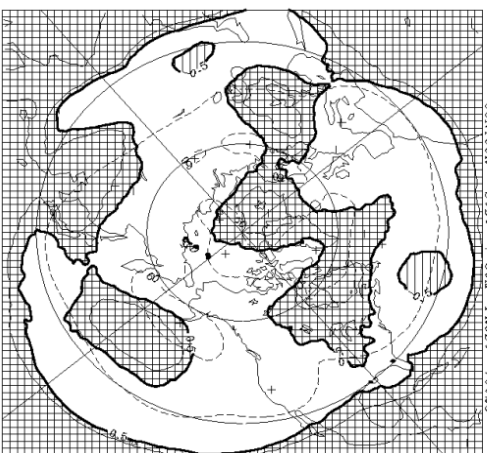
7(10-16)DAY MEAN (5/4-5/10)
500hPa SPREAD AND HEIGHT
CONTOUR HEIGHT: 60m SPREAD: 0.20



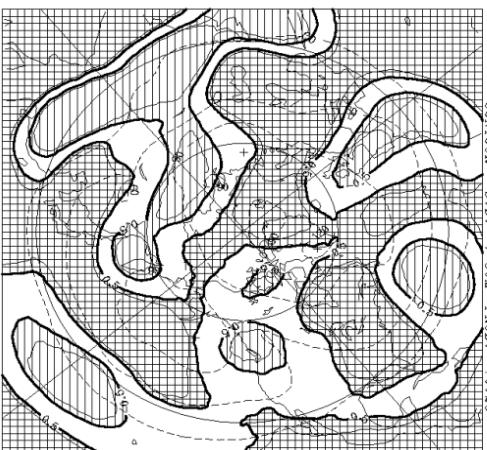
14(17-30)DAY MEAN (5/11-5/24)
500hPa SPREAD AND HEIGHT
CONTOUR HEIGHT: 60m SPREAD: 0.20



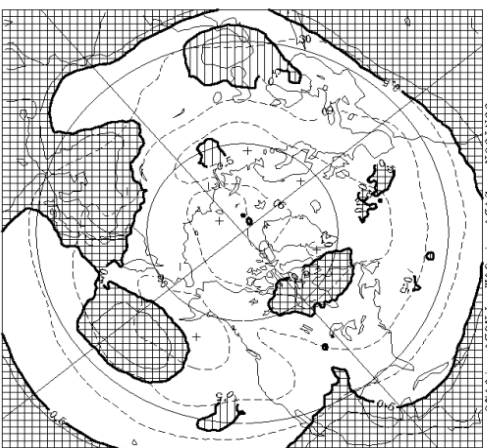
PROB. OF H. ANOMALY AND S.D.
CONTOUR S.D.: 30m PROB.: 0.25



PROB. OF H. ANOMALY AND S.D.
CONTOUR S.D.: 30m PROB.: 0.25



PROB. OF H. ANOMALY AND S.D.
CONTOUR S.D.: 30m PROB.: 0.25



PROB. OF H. ANOMALY AND S.D.
CONTOUR S.D.: 30m PROB.: 0.25

