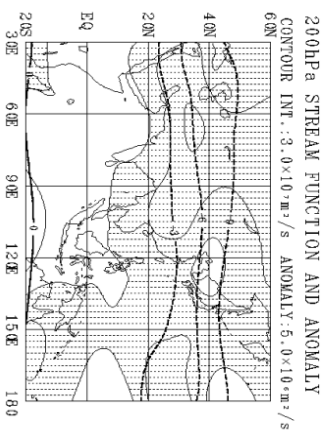


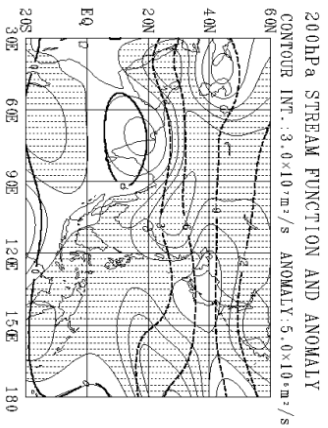
1か月予報資料 (5) 熱帯・中緯度予想図

初期値：2024.4.24.12 UTC

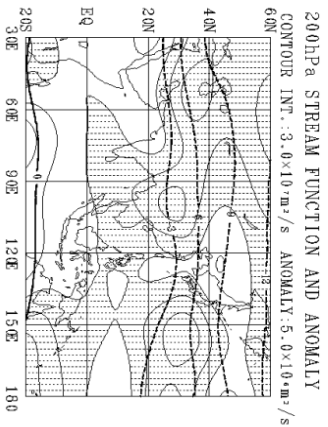
28 (3- 30)DAY MEAN (4/27- 5/24)



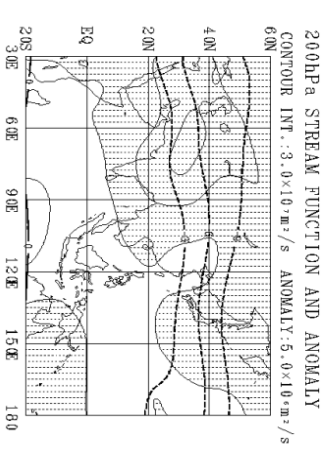
7 (3- 9)DAY MEAN (4/27- 5/ 3)



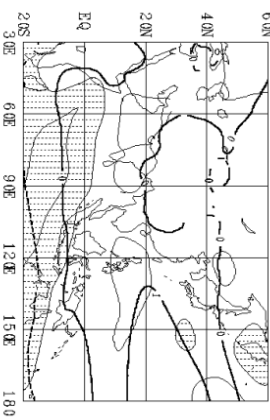
7 (10- 16)DAY MEAN (5/ 4- 5/10)



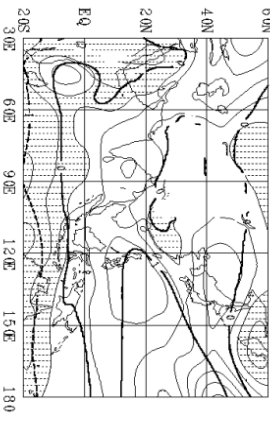
14 (17- 30)DAY MEAN (5/11- 5/24)



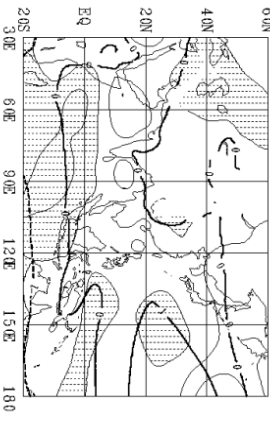
850hPa STREAM FUNCTION AND ANOMALY
CONTOUR INT.: $1.0 \times 10^{-4} \text{ m}^2/\text{s}$ ANOMALY: $2.0 \times 10^{-4} \text{ m}^2/\text{s}$



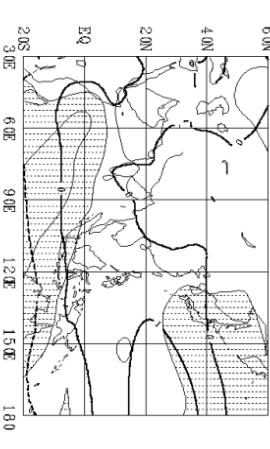
850hPa STREAM FUNCTION AND ANOMALY
CONTOUR INT.: $1.0 \times 10^{-4} \text{ m}^2/\text{s}$ ANOMALY: $2.0 \times 10^{-4} \text{ m}^2/\text{s}$



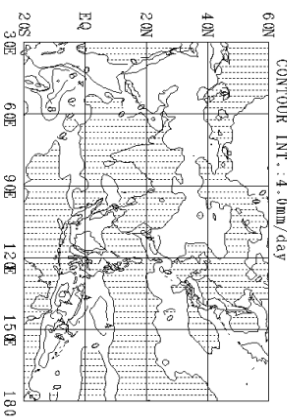
850hPa STREAM FUNCTION AND ANOMALY
CONTOUR INT.: $1.0 \times 10^{-4} \text{ m}^2/\text{s}$ ANOMALY: $2.0 \times 10^{-4} \text{ m}^2/\text{s}$



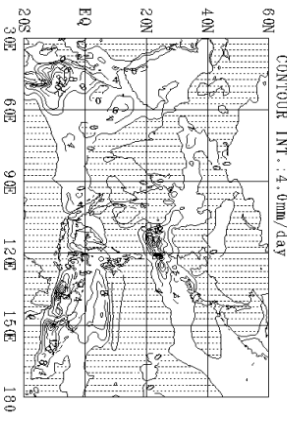
850hPa STREAM FUNCTION AND ANOMALY
CONTOUR INT.: $1.0 \times 10^{-4} \text{ m}^2/\text{s}$ ANOMALY: $2.0 \times 10^{-4} \text{ m}^2/\text{s}$



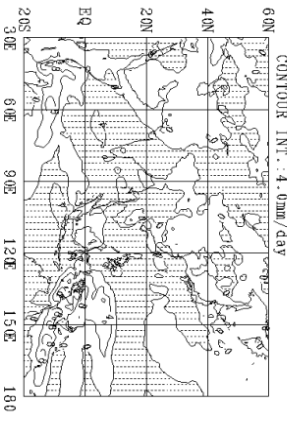
PRECIPITATION ANOMALY



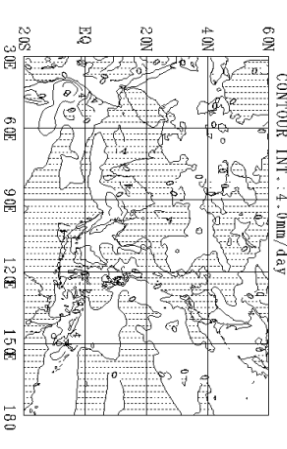
PRECIPITATION ANOMALY



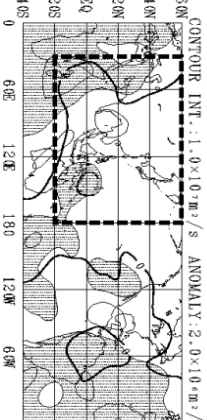
PRECIPITATION ANOMALY



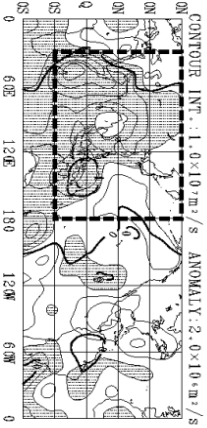
PRECIPITATION ANOMALY



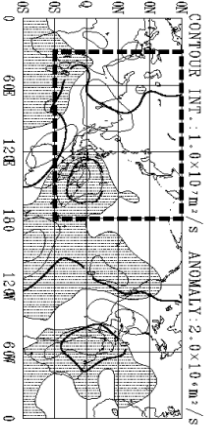
200hPa VELOCITY POTENTIAL AND ANOMALY
CONTOUR INT.: $1.0 \times 10^{-4} \text{ m}^2/\text{s}$ ANOMALY: $2.0 \times 10^{-4} \text{ m}^2/\text{s}$



200hPa VELOCITY POTENTIAL AND ANOMALY
CONTOUR INT.: $1.0 \times 10^{-4} \text{ m}^2/\text{s}$ ANOMALY: $2.0 \times 10^{-4} \text{ m}^2/\text{s}$



200hPa VELOCITY POTENTIAL AND ANOMALY
CONTOUR INT.: $1.0 \times 10^{-4} \text{ m}^2/\text{s}$ ANOMALY: $2.0 \times 10^{-4} \text{ m}^2/\text{s}$



200hPa VELOCITY POTENTIAL AND ANOMALY
CONTOUR INT.: $1.0 \times 10^{-4} \text{ m}^2/\text{s}$ ANOMALY: $2.0 \times 10^{-4} \text{ m}^2/\text{s}$

